

RAIS NEXO



CARACTÉRISTIQUES TECHNIQUES :

DIMENSIONS (L-P-H)

Dimensions intérieures de la chambre de combustion	344-253-510 mm
Sortie des fumées (diamètre)	Ø150 mm

CHIFFRES CLÉS

Puissance nominale	5,7 kW
Puissance (min-max)	3-7 kW
Chauffage (à 20 degrés)	45-105 m ²
Rendement	80 %
Particules	2,24 g/kg

POIDS

125-140-166-176-180 kg	
Pierres à accumulation de chaleur	X-X-36-72-120 kg

A+

PORTE EN VERRE



PORTE EN ACIER



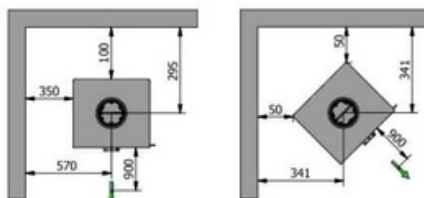
AVEC VITRE LATÉRALES



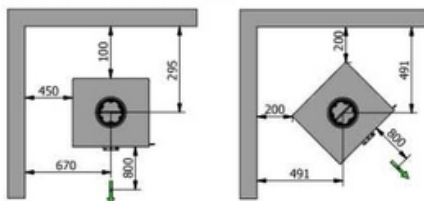
Vitre frontale



Vitre latérale




Plafond inflammable avec vitres latérale

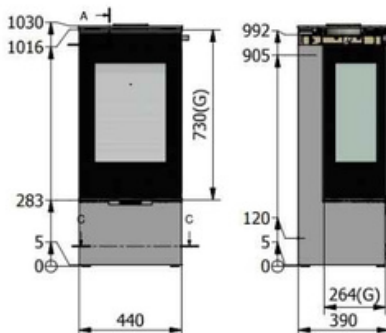


Distance aux matériaux inflammables avec un socle tournant = distance aux meubles

Plafond inflammable



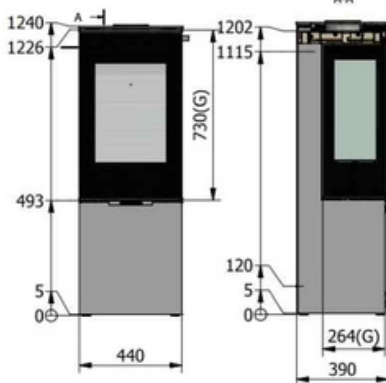
NEXO 100



Plafond inflammable



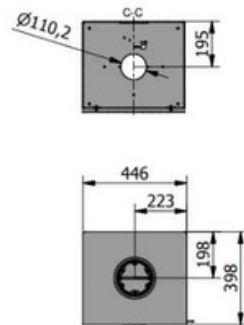
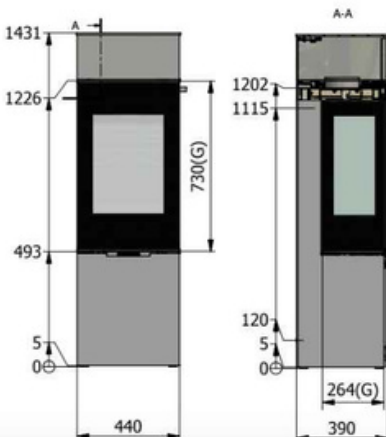
NEXO 120

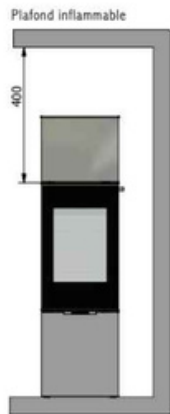
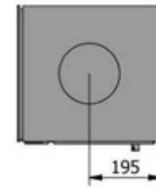
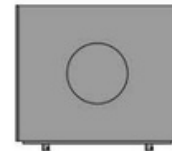
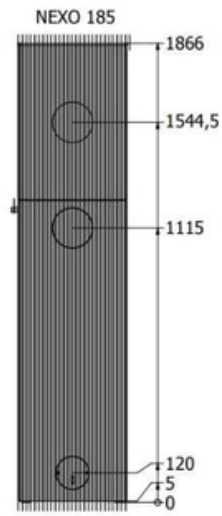
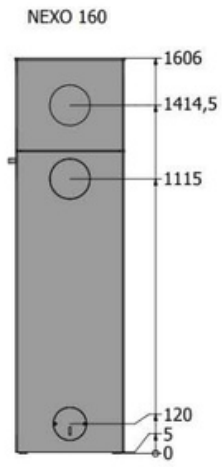


Plafond inflammable

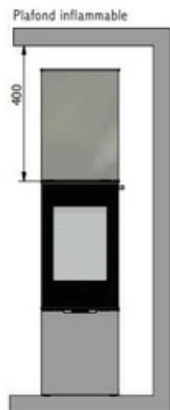
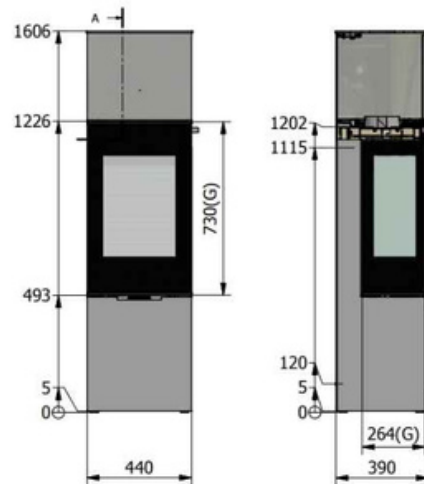


NEXO 140





NEXO 160



NEXO 185

